



QUEEN CITY
SPORTS VISAS USA

Combat Sports
Premium Package

Promoter's Package

SIMPLE: WE GET PAID WHEN THEY GET HERE.

P Visa Challenge

THEY GET HERE



WE GET PAID

Government Fee
Deposit

Place a deposit for the government fees required to file the petition. Typically \$460

Sponsor's
Homework

We send a document request to the sponsor and a due date to have information back and complete

Athlete Comes to the
United States

As long as there is no unexpected event that requires a waiver, we make sure their visa is ready on time

You Pay Us

We only receive legal fees once the athlete successfully arrives on time in the United States*

* unless there is an unexpected circumstance that causes inadmissibility

Effective Pricing

Premium Pricing for Combat Sports

Government Fees
Deposit

\$460. *Optional \$1225 for Expedited
Government Processing if needs to be rushed

Esports Athlete Legal
Fee

\$2000 Paid When Athlete Arrives in the United
States or visa is approved (P-1)

Coaches P-1S

\$2000 Paid When Coach Arrives in the United
States

Family Derivatives

\$750 Paid When Family member(s) arrive(s) in
the United States.

Online Portal

“

WHAT IS THE BIG DEAL?

Implementing the combat sports promotional package with your promotions allows us to become more familiar with your athletes and more efficient, which speeds up the process and ensures success.



”

Online Platform for Talent Managers

Keeping Organized and Updated

Your promotion will receive a custom portal on our website to introduce new athletes and keep track of current P visa petitions. This portal will allow your promotion to access a spreadsheet with the status of every P visa petition in your case file. The portal will permit your promotion to enter information about new athletes which we can use to start building a case for the visa and save time when it is time to file.

P-1 and P-1S In-take Form and Spreadsheet

Below find a reminder overview of the process for P visa and a submission form for you to enter information on talent you are interested in booking. Every submission will populate a spreadsheet at the link below. Please visit this spreadsheet to view history of your visa applications and updates on pending applications.

ACCESS SPREADSHEET

Get Started by Filling Out the In-take Form

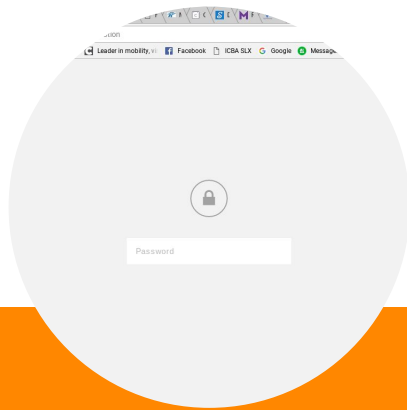
You will be contacted by one of our attorneys or office staff to begin the next step of the process.

SUBMIT P VISA REQUEST

The screenshot shows a Google Spreadsheet interface. The title bar reads "Template Promoter's Package Spreadsheet" and "Working...". The spreadsheet has columns labeled A through L. The data rows are as follows:

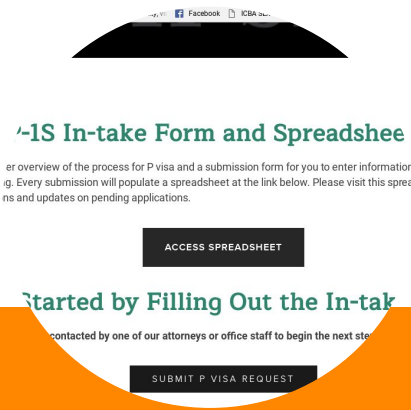
Submitted On	A	B	C	D	E	F	G	H	I	J	K	L
1	Submitted On	Beneficiary Infor	Name of Benefic	Name of Manage	Best Contact Ph	Best Contact Err	Foreign Reside	Official Profess	Former Employe	Please List Any	Current Location	Beneficiary I
2	12/29/2017 9:02	Athlete/Fighter	John Doe 1	Bruce Doe 2	111-111-1111	testing@gmail.c	112 Bruce St, Be	12-5 professiona	Promotion 1, Pro	Champion of XX	Currently in the	United States
3	12/29/2017 9:06	Athlete/Fighter	John Doe 2	Bruce Doe 2	222-2323-232	testing2@gmail	112 Bruce St, Ni	23-3 Professiona	Promotion 2, Pro	N/A	Currently in the	United States

Try the Online Portal! www.qcilaw.com/yourpromotion



Password Protected URL

Got to www.qcilaw.com/yourpromotion and use the password: testing



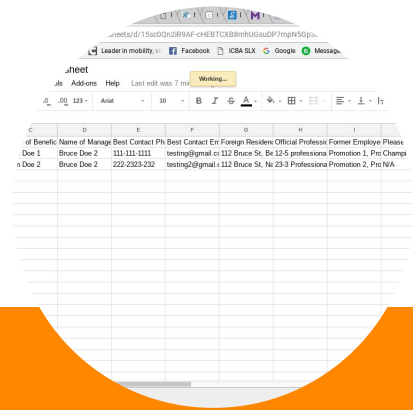
Fill out Sample

Click Submit P Visa Request and put in fictitious information to see what information is requested



Review P Visa Process

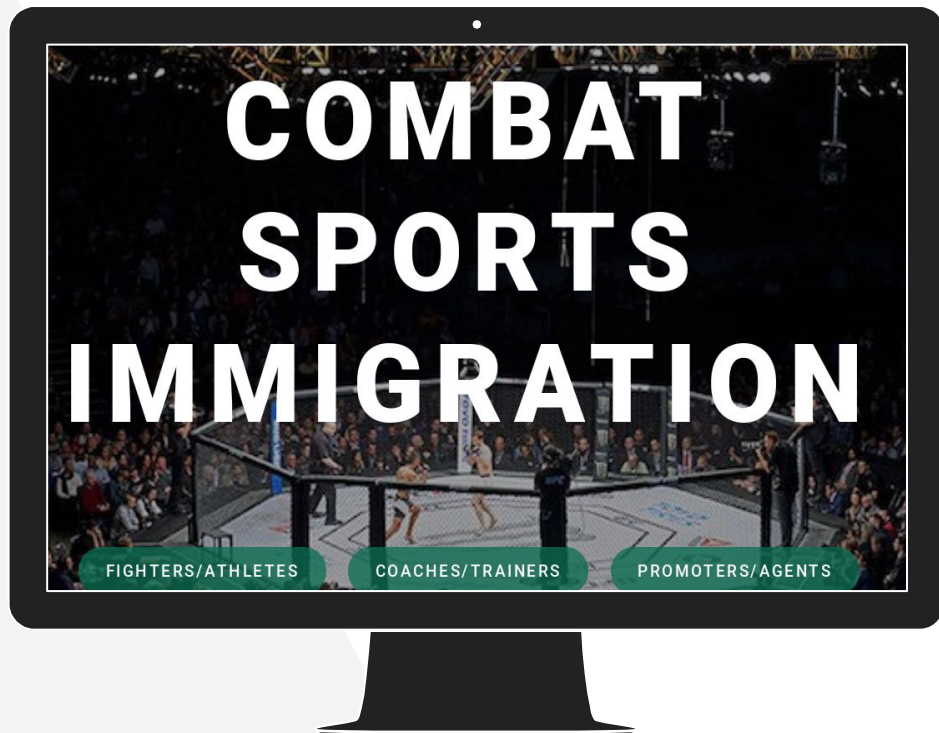
Scroll down to review the process for obtaining a P visa to be comfortable with fees and timeline



Review Submissions

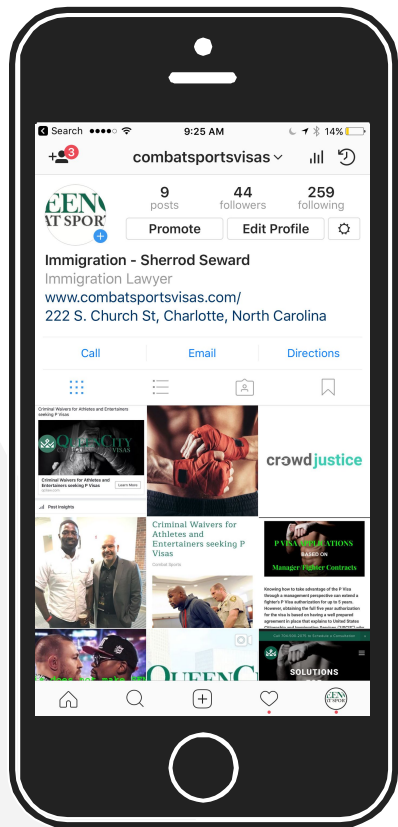
Click access spreadsheet to view sample sheet with P visa status and history for your promotion

www.sportsvisasusa.com



Visit our Website

- ▶ Schedule Consultation
- ▶ Visa Bulletin Updates
- ▶ Immigration News
- ▶ Best Practice Guides



Follow us



CONTACT US

704-500-2075

combatsportsvisas@qcilaw.com

www.qcilaw.com